

EAST INDIA IMAGING & PATH LABS PVT. LTD.

E-mail : eastindiapathlab@gmail.com
www.eastindiapathlabs.com

Date 08/12/2022
Name Other RECEPTION 3
Ref. By. KARMA AYURVEDA

Srl No. 6010
Sex M

CULTURE & ANTIBIOTIC SENSITIVITY

SWAB CULTURE

DATE OF RECEIPT

08-12-2022

DATE REPORTED ON

10-12-2022

CULTURE RESULTS

Period of Incubation

36-48 Hrs.

Organism

No Aerobic Bacterial Growth

Comment:

This test is used to identify the pathogenic bacteria (aerobic) in the clinical specimen and to evaluate the treatment's effectiveness and may be ordered when indicated to help guide the treatment of a infection.

A positive test report indicates the presence of particular pathogenic bacteria and it is likely that they are the source of the infection. If more than three organisms are present, they may not be identified as individual bacterial species, and the report may refer to them as "mixed bacterial flora."

Antibiotic sensitivity test results indicate about the sensitivity pattern of the antibiotics and helps in guiding the treatment.

A sterile report indicates absence of any infection / effect of treatment/ and any bacteria that does not grow on routine culture media.

**** End of Report ****

DR. KIRAN MINZ
MBBS, MD. (Consultant Pathologist)
DMC Regn. No-22487

DR. R.S. KUSHWAHA
Consultant Pathologist.
DMC Regn. No 44740

Checked By :
Head Lab Operation



C-9A, Kiran Garden, Uffam Nagar,
New Delhi-59 (Opp. Metro Pillar No.716)
M. : 9818377370

RZ-15, X-Block, New Roshan Pura
Gurgaon Road, Najafgarh, N.D-43
M. : 8287886800


B-28, Kiran Garden, Main Matlala Road,
New Delhi - 59 (Opp. Metro Pillar No.722)
M. : 9870177370

RZ-89, Old Roshan Pura, Gurgaon
Road, Najafgarh, New Delhi-110043
M. : 9210077370

• MRI 3.0 TESLA • SPIRAL C.T. SCAN • 4D COLOURDOPPLER/ ULTRASOUND • DIGITAL X-RAY • ECG/EEG • ADVANCED PATHOLOGY LAB, FREE TRANSPORT

1. All reports are for interpretation by the treating doctor only and have to be viewed and correlated with clinical examination and other investigations
2. All investigations have their limitation which is imposed by the limits to sensitivity and specificity of individual assay procedures as well as the quality of the specimen received by the laboratory. Isolated laboratory investigations never confirm the final diagnosis of the disease. Patient ID verification/Identification not confirmed.
3. If the result (s) of tests are alarming or unexpected the doctor is advised to contact the lab immediately for needful and necessary action.

24 Hrs. Availability of Laboratory Services



EAST INDIA IMAGING & PATH LABS PVT. LTD.

E-mail : eastindiapathlab@gmail.com
www.eastindiapathlabs.com

Date 08/12/2022
Name Other RECEPTION 2
Ref. By. KARMA AYURVEDA

Srl No. 6009
Sex M

CULTURE & ANTIBIOTIC SENSITIVITY

SWAB CULTURE

DATE OF RECEIPT

08-12-2022

DATE REPORTED ON

10-12-2022

CULTURE RESULTS

Period of Incubation

36-48 Hrs.

Organism

No Aerobic Bacterial Growth

Comment:

This test is used to identify the pathogenic bacteria (aerobic) in the clinical specimen and to evaluate the treatment's effectiveness and may be ordered when indicated to help guide the treatment of a infection.

A positive test report indicates the presence of particular pathogenic bacteria and it is likely that they are the source of the infection. If more than three organisms are present, they may not be identified as individual bacterial species, and the report may refer to them as "mixed bacterial flora."

Antibiotic sensitivity test results indicate about the sensitivity pattern of the antibiotics and helps in guiding the treatment.


A sterile report indicates absence of any infection / effect of treatment/ and any bacteria that does not grow on routine culture media.

**** End of Report ****

DR. KIRAN MINZ
MBBS, MD. (Consultant Pathologist)
DMC Regn. No. 22487

DR. R.S. KUSHWAHA
Consultant Pathologist.
DMC Regn. No. 44740

Checked By :
Head Lab Operation



C-9A, Kisan Garden, Ullam Nagar,
New Delhi-59 (Opp. Metro Pillar No. 716)
M. : 9818377370

RZ-15, X-Block, New Roshan Pura
Gurgaon Road, Najafgarh, N.D-43
M. : 8287886800


B-28, Kisan Garden, Main Mafola Road,
New Delhi - 59 (Opp. Metro Pillar No. 722)
M. : 9870177370

RZ-89, Old Roshan Pura, Gurgaon
Road, Najafgarh, New Delhi-110043
M. : 9210077370

• MRI 3.0 TESLA • SPIRAL C.T. SCAN • 4D COLOURDOPPLER/ ULTRASOUND • DIGITAL X-RAY • ECG/EEG • ADVANCED PATHOLOGY LAB, FREE TRANSPORT

1. All reports are for interpretation by the treating doctor only and have to be viewed and correlated with clinical examination and other investigations
2. All investigations have their limitation which is imposed by the limits to sensitivity and specificity of individual assay procedures as well as the quality of the specimen received by the laboratory. Isolated laboratory investigations never confirm the final diagnosis of the disease. Patient ID verification/identification not confirmed.
3. If the result (s) of tests are alarming or unexpected the doctor is advised to contact the lab immediately for needful and necessary action.

24 Hrs. Availability of Laboratory Services



EAST INDIA IMAGING & PATH LABS PVT. LTD.

E-mail : eastindiapathlab@gmail.com
www.eastindiapathlabs.com

Date 08/12/2022
Name Other RECEPTION 1
Ref. By. KARMA AYURVEDA

Srl No. 6008
Sex M

CULTURE & ANTIBIOTIC SENSITIVITY

SWAB CULTURE

DATE OF RECEIPT

08-12-2022

DATE REPORTED ON

10-12-2022

CULTURE RESULTS

Period of Incubation

36-48 Hrs.

Organism

No Aerobic Bacterial Growth

Comment:

This test is used to identify the pathogenic bacteria (aerobic) in the clinical specimen and to evaluate the treatment's effectiveness and may be ordered when indicated to help guide the treatment of a infection.

A positive test report indicates the presence of particular pathogenic bacteria and it is likely that they are the source of the infection. If more than three organisms are present, they may not be identified as individual bacterial species, and the report may refer to them as "mixed bacterial flora."

Antibiotic sensitivity test results indicate about the sensitivity pattern of the antibiotics and helps in guiding the treatment.

A sterile report indicates absence of any infection / effect of treatment/ and any bacteria that does not grow on routine culture media.

**** End of Report ****

DR. KIRAN MINZ
MBBS, MD. (Consultant Pathologist)
DMC Regn. No-22487

DR. R.S. KUSHWAHA
Consultant Pathologist.
DMC Regn. No 44740

Checked By :
Head Lab Operation



C-9A, Kiran Garden, Uffam Nagar,
New Delhi-59 (Opp. Metro Pillar No.716)
M. : 9818377370

RZ-15, X-Block, New Roshan Pura
Gurgaon Road, Najafgarh, N.D-43
M. : 8287886800


B-28, Kiran Garden, Main Matlaia Road,
New Delhi - 59 (Opp. Metro Pillar No.722)
M. : 9870177370

RZ-89, Old Roshan Pura, Gurgaon
Road, Najafgarh, New Delhi-110043
M. : 9210077370

• MRI 3.0 TESLA • SPIRAL C.T. SCAN • 4D COLOURDOPPLER/ ULTRASOUND • DIGITAL X-RAY • ECG/EEG • ADVANCED PATHOLOGY LAB, FREE TRANSPORT

1. All reports are for interpretation by the treating doctor only and have to be viewed and correlated with clinical examination and other investigations
2. All investigations have their limitation which is imposed by the limits to sensitivity and specificity of individual assay procedures as well as the quality of the specimen received by the laboratory. Isolated laboratory investigations never confirm the final diagnosis of the disease. Patient ID verification/Identification not confirmed.
3. If the result (s) of tests are alarming or unexpected the doctor is advised to contact the lab immediately for needful and necessary action.

24 Hrs. Availability of Laboratory Services



EAST INDIA IMAGING & PATH LABS PVT. LTD.

E-mail : eastindiapathlab@gmail.com
www.eastindiapathlabs.com

Date	08/12/2022	Srl No.	6007
Name	Other KITCHEN SLAB 1	Age	
Ref. By.	KARMA AYURVEDA	Sex	M

CULTURE & ANTIBIOTIC SENSITIVITY

SWAB CULTURE

DATE OF RECEIPT 08-12-2022

DATE REPORTED ON 10-12-2022

CULTURE RESULTS

Period of Incubation 36-48 Hrs.

Organism No Aerobic Bacterial Growth

Comment:

This test is used to identify the pathogenic bacteria (aerobic) in the clinical specimen and to evaluate the treatment's effectiveness and may be ordered when indicated to help guide the treatment of a infection.

A positive test report indicates the presence of particular pathogenic bacteria and it is likely that they are the source of the infection. If more than three organisms are present, they may not be identified as individual bacterial species, and the report may refer to them as "mixed bacterial flora."

Antibiotic sensitivity test results indicate about the sensitivity pattern of the antibiotics and helps in guiding the treatment.

A sterile report indicates absence of any infection / effect of treatment/ and any bacteria that does not grow on routine culture media.

**** End of Report ****

DR. KIRAN MINZ
MBBS, MD. (Consultant Pathologist)
DMC Regn. No-22487

DR. R.S. KUSHWAHA
Consultant Pathologist.
DMC Regn. No 44740

Checked By :
Head Lab Operation



C-9A, Kiran Garden, Uttam Nagar,
New Delhi-59 (Opp. Metro Pillar No.716)
M. : 9818377370

RZ-15, X-Block, New Roshan Pura
Gurgaon Road, Najafgarh, N.D-43
M. : 8287886800


B-28, Kiran Garden, Main Matiala Road,
New Delhi - 59 (Opp. Metro Pillar No.722)
M. : 9870177370

RZ-89, Old Roshan Pura, Gurgaon
Road, Najafgarh, New Delhi-110043
M. : 9210077370

• MRI 3.0 TESLA • SPIRAL C.T. SCAN • 4D COLOURDOPPLER/ ULTRASOUND • DIGITAL X-RAY • ECG/EEG • ADVANCED PATHOLOGY LAB, FREE TRANSPORT

1. All reports are for interpretation by the treating doctor only and have to be viewed and correlated with clinical examination and other investigations
2. All investigations have their limitation which is imposed by the limits to sensitivity and specificity of individual assay procedures as well as the quality of the specimen received by the laboratory. Isolated laboratory investigations never confirm the final diagnosis of the disease. Patient ID verification/identification not confirmed.
3. If the result (s) of tests are alarming or unexpected the doctor is advised to contact the lab immediately for needful and necessary action.

24 Hrs. Availability of Laboratory Services



EAST INDIA IMAGING & PATH LABS PVT. LTD.

E-mail : eastindiapathlab@gmail.com
www.eastindiapathlabs.com

Date	08/12/2022	Srl No.	6006
Name	Other THERAPY TABLE 2	Age	
Ref. By.	KARMA AYURVEDA	Sex	M

CULTURE & ANTIBIOTIC SENSITIVITY

SWAB CULTURE

DATE OF RECEIPT

08-12-2022

DATE REPORTED ON

10-12-2022

CULTURE RESULTS

Period of Incubation

36-48 Hrs.

Organism

No Aerobic Bacterial Growth

Comment:

This test is used to identify the pathogenic bacteria (aerobic) in the clinical specimen and to evaluate the treatment's effectiveness and may be ordered when indicated to help guide the treatment of a infection.

A positive test report indicates the presence of particular pathogenic bacteria and it is likely that they are the source of the infection. If more than three organisms are present, they may not be identified as individual bacterial species, and the report may refer to them as "mixed bacterial flora."

Antibiotic sensitivity test results indicate about the sensitivity pattern of the antibiotics and helps in guiding the treatment.

A sterile report indicates absence of any infection / effect of treatment/ and any bacteria that does not grow on routine culture media.

**** End of Report ****

DR. KIRAN MINZ
MBBS, MD. (Consultant Pathologist)
DMC Regn. No-22487

DR. R.S. KUSHWAHA
Consultant Pathologist.
DMC Regn. No 44740

Checked By :
Head Lab Operation



C-9A, Kiran Garden, Uttam Nagar,
New Delhi-59 (Opp. Metro Pillar No.716)
M. : 9818377370

RZ-15, X-Block, New Roshan Pura
Gurgaon Road, Najafgarh, N.D-43
M. : 8287886800


B-28, Kiran Garden, Main Matlala Road,
New Delhi - 59 (Opp. Metro Pillar No.722)
M. : 9870177370

RZ-89, Old Roshan Pura, Gurgaon
Road, Najafgarh, New Delhi-110043
M. : 9210077370

• MRI 3.0 TESLA • SPIRAL C.T. SCAN • 4D COLOUR DOPPLER/ ULTRASOUND • DIGITAL X-RAY • ECG/EEG • ADVANCED PATHOLOGY LAB, FREE TRANSPORT

1. All reports are for interpretation by the treating doctor only and have to be viewed and correlated with clinical examination and other investigations
2. All investigations have their limitation which is imposed by the limits to sensitivity and specificity of individual assay procedures as well as the quality of the specimen received by the laboratory. Isolated laboratory investigations never confirm the final diagnosis of the disease. Patient ID verification/Identification not confirmed.
3. If the result (s) of tests are alarming or unexpected the doctor is advised to contact the lab immediately for needful and necessary action.

24 Hrs. Availability of Laboratory Services



EAST INDIA IMAGING & PATH LABS PVT. LTD.

E-mail : eastindiapathlab@gmail.com
www.eastindiapathlabs.com

Date	08/12/2022	Srl No.	6005
Name	Other THERAPY TABLE 1	Age	
Ref. By.	KARMA AYURVEDA	Sex	M

CULTURE & ANTIBIOTIC SENSITIVITY

SWAB CULTURE

DATE OF RECEIPT 08-12-2022

DATE REPORTED ON 10-12-2022

CULTURE RESULTS

Period of Incubation 36-48 Hrs.

Organism No Aerobic Bacterial Growth

Comment:

This test is used to identify the pathogenic bacteria (aerobic) in the clinical specimen and to evaluate the treatment's effectiveness and may be ordered when indicated to help guide the treatment of a infection.

A positive test report indicates the presence of particular pathogenic bacteria and it is likely that they are the source of the infection. If more than three organisms are present, they may not be identified as individual bacterial species, and the report may refer to them as "mixed bacterial flora."

Antibiotic sensitivity test results indicate about the sensitivity pattern of the antibiotics and helps in guiding the treatment.

A sterile report indicates absence of any infection / effect of treatment/ and any bacteria that does not grow on routine culture media.

**** End of Report ****

DR. KIRAN MINZ
MBBS, MD. (Consultant Pathologist)
DMC Regn. No. 22487

DR. R.S. KUSHWAHA
Consultant Pathologist.
DMC Regn. No. 44740

Checked By :
Head Lab Operation



C-9A, Kiran Garden, Uffam Nagar,
New Delhi-59 (Opp. Metro Pillar No. 716)
M. : 9818377370

RZ-15, X-Block, New Roshan Pura
Gurgaon Road, Najafgarh, N.D-43
M. : 8287886800


B-28, Kiran Garden, Main Mallala Road,
New Delhi - 59 (Opp. Metro Pillar No. 722)
M. : 9870177370

RZ-89, Old Roshan Pura, Gurgaon
Road, Najafgarh, New Delhi-110043
M. : 9210077370

• MRI 3.0 TESLA • SPIRAL C.T. SCAN • 4D COLOURDOPPLER/ ULTRASOUND • DIGITAL X-RAY • ECG/EEG • ADVANCED PATHOLOGY LAB, FREE TRANSPORT

1. All reports are for interpretation by the treating doctor only and have to be viewed and correlated with clinical examination and other investigations
2. All investigations have their limitation which is imposed by the limits to sensitivity and specificity of individual assay procedures as well as the quality of the specimen received by the laboratory. Isolated laboratory investigations never confirm the final diagnosis of the disease. Patient ID verification/identification not confirmed.
3. If the result (s) of tests are alarming or unexpected the doctor is advised to contact the lab immediately for needful and necessary action.

24 Hrs. Availability of Laboratory Services



EAST INDIA IMAGING & PATH LABS PVT. LTD.

E-mail : eastindiapathlab@gmail.com
www.eastindiapathlabs.com

Date	08/12/2022	Srl No.	6004
Name	Other PATIENT CHAIR 2	Age	
Ref. By.	KARMA AYURVEDA	Sex	M

CULTURE & ANTIBIOTIC SENSITIVITY

SWAB CULTURE

DATE OF RECEIPT 08-12-2022

DATE REPORTED ON 10-12-2022

CULTURE RESULTS

Period of Incubation 36-48 Hrs.

Organism No Aerobic Bacterial Growth

Comment:

This test is used to identify the pathogenic bacteria (aerobic) in the clinical specimen and to evaluate the treatment's effectiveness and may be ordered when indicated to help guide the treatment of a infection.

A positive test report indicates the presence of particular pathogenic bacteria and it is likely that they are the source of the infection. If more than three organisms are present, they may not be identified as individual bacterial species, and the report may refer to them as "mixed bacterial flora."

Antibiotic sensitivity test results indicate about the sensitivity pattern of the antibiotics and helps in guiding the treatment.

A sterile report indicates absence of any infection / effect of treatment/ and any bacteria that does not grow on routine culture media.

**** End of Report ****

DR. KIRAN MINZ
MBBS, MD. (Consultant Pathologist)
DMC Regn. No. 22487

DR. R.S. KUSHWAHA
Consultant Pathologist.
DMC Regn. No. 44740

Checked By :
Head Lab Operation



C-9A, Kiran Garden, Uffam Nagar,
New Delhi-59 (Opp. Metro Pillar No. 716)
M. : 9818377370

RZ-15, X-Block, New Roshan Pura
Gurgaon Road, Najafgarh, N.D-43
M. : 8287886800


B-28, Kiran Garden, Main Matlala Road,
New Delhi - 59 (Opp. Metro Pillar No. 722)
M. : 9870177370

RZ-89, Old Roshan Pura, Gurgaon
Road, Najafgarh, New Delhi-110043
M. : 9210077370

• MRI 3.0 TESLA • SPIRAL C.T. SCAN • 4D COLOUR DOPPLER/ ULTRASOUND • DIGITAL X-RAY • ECG/EEG • ADVANCED PATHOLOGY LAB, FREE TRANSPORT

1. All reports are for interpretation by the treating doctor only and have to be viewed and correlated with clinical examination and other investigations
2. All investigations have their limitation which is imposed by the limits to sensitivity and specificity of individual assay procedures as well as the quality of the specimen received by the laboratory. Isolated laboratory investigations never confirm the final diagnosis of the disease. Patient ID verification/identification not confirmed.
3. If the result (s) of tests are alarming or unexpected the doctor is advised to contact the lab immediately for needful and necessary action.

24 Hrs. Availability of Laboratory Services



EAST INDIA IMAGING & PATH LABS PVT. LTD.

E-mail : eastindiapathlab@gmail.com
www.eastindiapathlabs.com

Date 08/12/2022

Name Other PATIENT CHAIR 1

Age

Srl No. 6003

Sex M

Ref. By. KARMA AYURVEDA

CULTURE & ANTIBIOTIC SENSITIVITY

SWAB CULTURE

DATE OF RECEIPT

08-12-2022

DATE REPORTED ON

10-12-2022

CULTURE RESULTS

Period of Incubation

36-48 Hrs.

Organism

No Aerobic Bacterial Growth

Comment:

This test is used to identify the pathogenic bacteria (aerobic) in the clinical specimen and to evaluate the treatment's effectiveness and may be ordered when indicated to help guide the treatment of an infection.

A positive test report indicates the presence of particular pathogenic bacteria and it is likely that they are the source of the infection. If more than three organisms are present, they may not be identified as individual bacterial species, and the report may refer to them as "mixed bacterial flora."

Antibiotic sensitivity test results indicate about the sensitivity pattern of the antibiotics and helps in guiding the treatment.

A sterile report indicates absence of any infection / effect of treatment / and any bacteria that does not grow on routine culture media.

**** End of Report ****

DR. KIRAN MINZ
MBBS, MD. (Consultant Pathologist)
DMC Regn. No. 22487

DR. R.S. KUSHWAHA
Consultant Pathologist.
DMC Regn. No. 44740

Checked By :
Head Lab Operation



C-9A, Kiran Garden, Uttam Nagar,
New Delhi-59 (Opp. Metro Pillar No. 716)
M. : 9818377370

RZ-15, X-Block, New Roshan Pura
Gurgaon Road, Najafgarh, N.D-43
M. : 8287886800


B-28, Kiran Garden, Main Mallala Road,
New Delhi - 59 (Opp. Metro Pillar No. 722)
M. : 9870177370

RZ-89, Old Roshan Pura, Gurgaon
Road, Najafgarh, New Delhi-110043
M. : 9210077370

• MRI 3.0 TESLA • SPIRAL C.T. SCAN • 4D COLOUR DOPPLER / ULTRASOUND • DIGITAL X-RAY • ECG/EEG • ADVANCED PATHOLOGY LAB, FREE TRANSPORT

1. All reports are for interpretation by the treating doctor only and have to be viewed and correlated with clinical examination and other investigations
2. All investigations have their limitation which is imposed by the limits to sensitivity and specificity of individual assay procedures as well as the quality of the specimen received by the laboratory. Isolated laboratory investigations never confirm the final diagnosis of the disease. Patient ID verification/identification not confirmed.
3. If the result (s) of tests are alarming or unexpected the doctor is advised to contact the lab immediately for needful and necessary action.

24 Hrs. Availability of Laboratory Services



EAST INDIA IMAGING & PATH LABS PVT. LTD.

E-mail : eastindiapathlab@gmail.com

www.eastindiapathlabs.com

Date 08/12/2022
Name Other DR. TABLE 2
Ref. By. KARMA AYURVEDA

Srl No. 6002

Sex M

CULTURE & ANTIBIOTIC SENSITIVITY

SWAB CULTURE

DATE OF RECEIPT

08-12-2022

DATE REPORTED ON

10-12-2022

CULTURE RESULTS

Period of Incubation

36-48 Hrs.

Organism

No Aerobic Bacterial Growth

Comment:

This test is used to identify the pathogenic bacteria (aerobic) in the clinical specimen and to evaluate the treatment's effectiveness and may be ordered when indicated to help guide the treatment of a infection.

A positive test report indicates the presence of particular pathogenic bacteria and it is likely that they are the source of the infection. If more than three organisms are present, they may not be identified as individual bacterial species, and the report may refer to them as "mixed bacterial flora."

Antibiotic sensitivity test results indicate about the sensitivity pattern of the antibiotics and helps in guiding the treatment.

A sterile report indicates absence of any infection / effect of treatment/ and any bacteria that does not grow on routine culture media.

**** End of Report ****

DR. KIRAN MINZ
MBBS, MD. (Consultant Pathologist)
DMC Regn. No. 22487

DR. R.S. KUSHWAHA
Consultant Pathologist.
DMC Regn. No. 44740

Checked By :
Head Lab Operation



C-9A, Kiran Garden, Uffam Nagar,
New Delhi-59 (Opp. Metro Pillar No. 716)
M. : 9818377370

RZ-15, X-Block, New Roshan Pura
Gurgaon Road, Najafgarh, N.D-43
M. : 8287886800


B-28, Kiran Garden, Main Matiala Road,
New Delhi - 59 (Opp. Metro Pillar No. 722)
M. : 9870177370

RZ-89, Old Roshan Pura, Gurgaon
Road, Najafgarh, New Delhi-110043
M. : 9210077370

• MRI 3.0 TESLA • SPIRAL C.T. SCAN • 4D COLOUR DOPPLER/ ULTRASOUND • DIGITAL X-RAY • ECG/EEG • ADVANCED PATHOLOGY LAB, FREE TRANSPORT

1. All reports are for interpretation by the treating doctor only and have to be viewed and correlated with clinical examination and other investigations
2. All investigations have their limitation which is imposed by the limits to sensitivity and specificity of individual assay procedures as well as the quality of the specimen received by the laboratory. Isolated laboratory investigations never confirm the final diagnosis of the disease. Patient ID verification/Identification not confirmed.
3. If the result (s) of tests are alarming or unexpected the doctor is advised to contact the lab immediately for needful and necessary action.

24 Hrs. Availability of Laboratory Services



EAST INDIA IMAGING & PATH LABS PVT. LTD.

E-mail : eastindiapathlab@gmail.com

www.eastindiapathlabs.com

Date 08/12/2022
Name Other DR. TABLE 1
Ref. By. KARMA AYURVEDA

Srl No. 6001

Sex M

CULTURE & ANTIBIOTIC SENSITIVITY

SWAB CULTURE

DATE OF RECEIPT

08-12-2022

DATE REPORTED ON

10-12-2022

CULTURE RESULTS

Period of Incubation

36-48 Hrs.

Organism

No Aerobic Bacterial Growth

Comment:

This test is used to identify the pathogenic bacteria (aerobic) in the clinical specimen and to evaluate the treatment's effectiveness and may be ordered when indicated to help guide the treatment of a infection.

A positive test report indicates the presence of particular pathogenic bacteria and it is likely that they are the source of the infection. If more than three organisms are present, they may not be identified as individual bacterial species, and the report may refer to them as "mixed bacterial flora."

Antibiotic sensitivity test results indicate about the sensitivity pattern of the antibiotics and helps in guiding the treatment.

A sterile report indicates absence of any infection / effect of treatment/ and any bacteria that does not grow on routine culture media.

**** End of Report ****

DR. KIRAN MINZ
MBBS, MD. (Consultant Pathologist)
DMC Regn. No. 22487

DR. R.S. KUSHWAHA
Consultant Pathologist.
DMC Regn. No. 44740

Checked By :
Head Lab Operation



C-9A, Kiran Garden, Uttam Nagar,
New Delhi-59 (Opp. Metro Pillar No. 716)
M. : 9818377370

RZ-15, X-Block, New Roshan Pura
Gurgaon Road, Najafgarh, N.D-43
M. : 8287886800

B-28, Kiran Garden, Main Matlala Road,
New Delhi - 59 (Opp. Metro Pillar No. 722)
M. : 9870177370

RZ-89, Old Roshan Pura, Gurgaon
Road, Najafgarh, New Delhi-110043
M. : 9210077370

• MRI 3.0 TESLA • SPIRAL C.T. SCAN • 4D COLOUR DOPPLER/ ULTRASOUND • DIGITAL X-RAY • ECG/EEG • ADVANCED PATHOLOGY LAB, FREE TRANSPORT

1. All reports are for interpretation by the treating doctor only and have to be viewed and correlated with clinical examination and other investigations
2. All investigations have their limitation which is imposed by the limits to sensitivity and specificity of individual assay procedures as well as the quality of the specimen received by the laboratory. Isolated laboratory investigations never confirm the final diagnosis of the disease. Patient ID verification/identification not confirmed.
3. If the result (s) of tests are alarming or unexpected the doctor is advised to contact the lab immediately for needful and necessary action.

24 Hrs. Availability of Laboratory Services